

PARK DIMS  
32.3M x 10M

# STEEPLE CLAYDON SKATEPARK

TENDER CONCEPT




STEEPLE CLAYDON

Contractor A

# STEEPLE CLAYDON SKATEPARK

## TENDER CONCEPT

- 01 - Flatbank 1500mm high
- 02 - Quarterpipe / Mini-Ramp 1200mm high (R2.3)
- 03 - Quarterpipe / Mini-Ramp 1500mm high (R2.3)
- 04 - Rollover 800mm high (R2.3 - R1.8)
- 05 - Quarterpipe / Volcano 1200mm high (R2.3)
- 06 - Quarterpipe / Volcano 1500mm high (R2.3)
- 07 - Jumpbox 1100mm high
- 08 - Driveway 450mm high
- 09 - Ledge 850mm high
- 10 - Bank to Bank Gap 400mm high
- 11 - 350mm Round Rail over 150mm Manual Pad
- 12 - Ledge 420mm high
- 13 - Quarterpipe 1800mm high (R2.3)
- 14 - Quarterpipe with Hips 1200mm high (R2.3)
- 15 - Volcano Hip 1650mm high (R2.3)
- 16 - Safety Sign
- 17 - 2x Litter Bins
- 18 - 2x Benches
- 19 - Link Path with Stepped Access
- 20 - Ramped Link Access Path



STEEPLE CLAYDON



Contractor A



**Contractor B**  
STEEPLE CLAYDON SKATEPARK



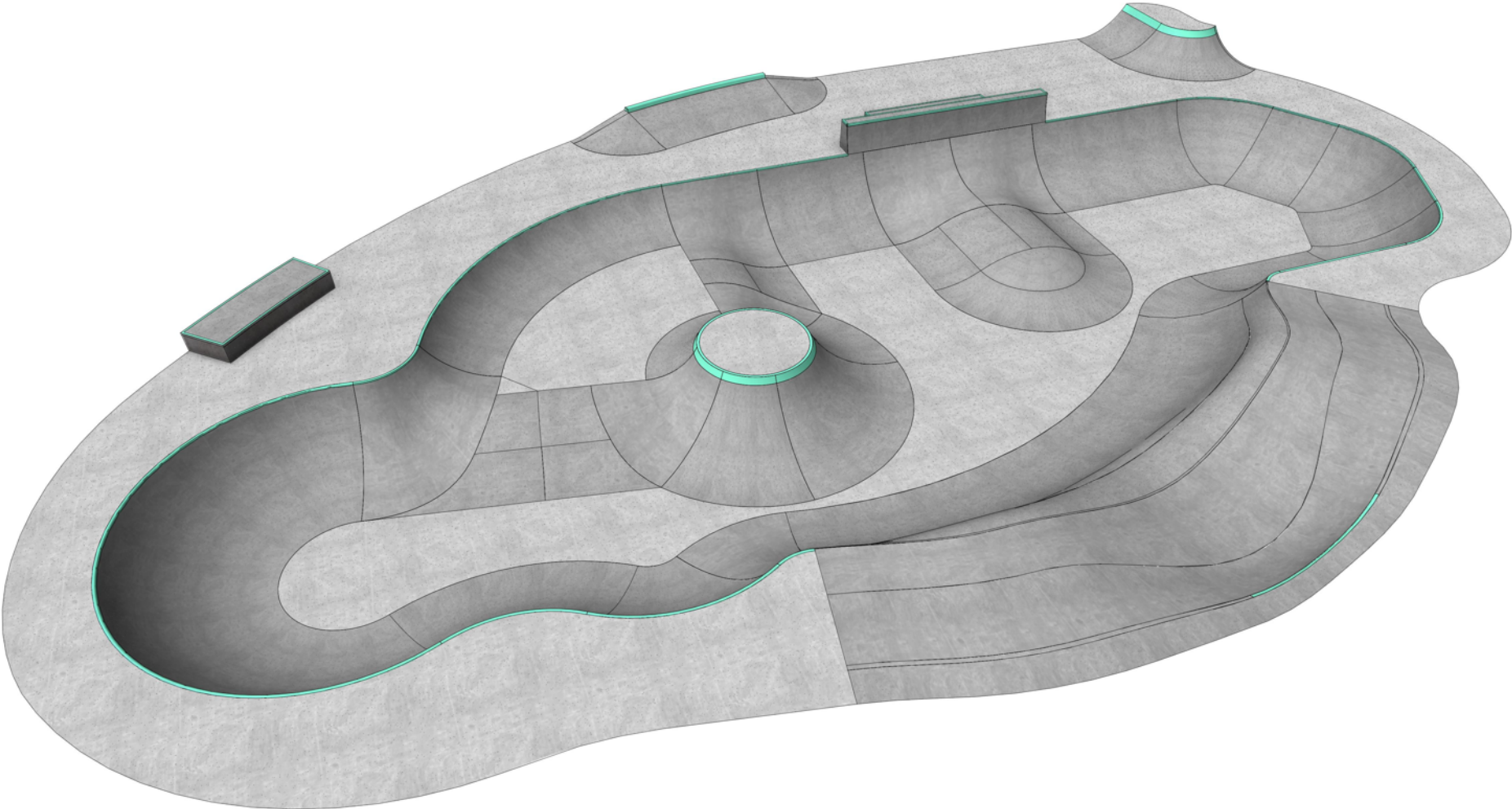
**Contractor B**  
STEEPLE CLAYDON SKATEPARK



Contractor C



Contractor C



Contractor D